

TETRA INCASSO RECESSED

E9I470-

-

base number

Color

Temperature

Lens

Options

1. To build a product code in our configurator select the specify button on the base model # product page
2. To build a manual product code on this datasheet choose from the options listed below in blue font and add the suffix to the base model #

GENERAL

Series: Tetra

Subseries: Tetra Incasso

Brand: Platek

Division: Exterior

Mounting Type: Recessed

Mounting Location: In-Ground

Subcategory: Drive Over

PHYSICAL

Shape: Rectangle

Length (mm): 1000

Length (in): 39 3⁄8

Width (mm): 130

Width (in): 5 1⁄8

Height (mm): 68

Height (in): 2 11⁄16

Light Distribution: Uplight

Weight (kg): 6.7

Weight (lbs): 14.77

Load Resistance (kg): 2000

Load Resistance (lbs): 4409

Installation Requirement: Installation in sleeve set in concrete with a 20-30 cm gravel drain bed

Screws: A4 stainless steel

Diffuser: Clear tempered glass

Gasket: Gore-Tex valve to prevent condensation inside the fitting.

Fixture Finish: SST

Fixture Material: Extruded Aluminum

ELECTRICAL

Lamp Type: LED

Input Wattage (W): 21

Total Output Wattage (W): 18 / RGBW 35W

Dimming: Non-Dimmable

Control Gear: DMX

Driver Included: Yes (excluding RGBW)

Driver Location: Integrated / RGBW - Remote

Driver Type: White LED - Constant Voltage - 120Vac

Driver Class: Class 2

Input Voltage (V): 120 - 277

Output Voltage (V): 24

Constant Current (MA): RGBW 500

Upon Request: Remote: DMX / Non-dimming 120/277Vac / 0-10Vdc dimming / Phase dimming @120Vac only

LED

Number of LEDs: 18 / RGBW 24

Color Temperature (°K): 3000 / 4000 / RGBW

Max. Delivered Lumen (lm): 1540 - 1600

Nominal Lumen (lm): 2520 / 2610

CRI: >80 CRI

Lamp Life (hrs): 60000

OPTICAL

Optic°: 12 / 26 / 40 / Elliptical

RATINGS AND CERTIFICATIONS

Certified By: Certified for North American Standards

IP Rating: IP67

UL Listing: ETL

For international specifications add 'INT' at the end of the existing Model #. For assistance on 'custom' specifications, contact zteam@zaneen.com.

If a constant effort to supply the best product, we reserve the right to change specifications or materials without notice. The most recent specification sheets are found at zaneen.com

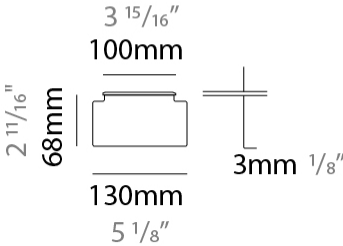

PROJECT

TYPE

SPECIFIER

QUANTITY

DATE



TETRA INCASSO RECESSED

E9I625-

base number Lens Options

- 1.To build a product code in our configurator select the specify button on the base model # product page
- 2. To build a manual product code on this datasheet choose from the options listed below in blue font and add the suffix to the base model #

GENERAL

Series: Tetra
Subseries: Tetra Incasso
Brand: Platek
Division: Exterior
Mounting Type: Recessed
Mounting Location: In-Ground
Subcategory: Walk Over

PHYSICAL

Shape: Rectangle
Length (mm): 450
Length (in): 17 11/16
Width (mm): 130
Width (in): 5 1/8
Height (mm): 68
Height (in): 2 11/16
Light Distribution: Uplight
Weight (kg): 3.2
Weight (lbs): 7.05
Load Resistance (kg): 500
Load Resistance (lbs): 1102
Installation Requirement: Installation in sleeve set in concrete with a 20-30 cm gravel drain bed
Screws: A4 stainless steel
Diffuser: Clear tempered glass
Gasket: Gore-Tex valve to prevent condensation inside the fitting.
Fixture Finish: SST
Fixture Material: Extruded Aluminum

ELECTRICAL

Lamp Type: LED
Input Wattage (W): 11.5
Control Gear: DMX
Driver Included: No
Driver Location: Remote
Driver Class: Class 2
Input Voltage (V): 120 - 277
Constant Current (MA): 500

LED

Number of LEDs: 6
Color Temperature (°K): RGBW
CRI: >80 CRI
Lamp Life (hrs): 60000
Special LEDs offerings: RGBW

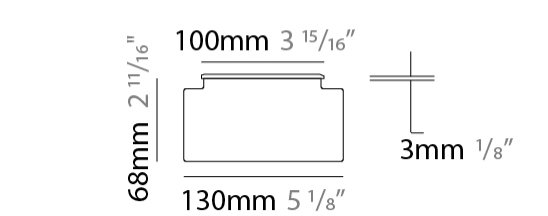
OPTICAL

Optic°: 12 / 26 / 40 / Elliptical

RATINGS AND CERTIFICATIONS

Certified By: Certified for North American Standards
IP rating: IP67
IK Rating: IK10

PROJECT
TYPE
SPECIFIER
QUANTITY
DATE



PROJECT
TYPE
SPECIFIER
QUANTITY
DATE

Fixture Finish

Stainless Steel Inox - SST



Digital: Not all screens are calibrated the same, and therefore, colors will appear differently between screens.
Physical: When texture is involved, there will be variations in color, character and tone within a product series and between product families.



LEGEND

	floor-mounted		pivotal		special LED (upon request) RGB, RGBW, tunable, gold+, meat+, art+, fashion+
	wall and ceiling: recessed and surface mounted		rotating		warm dim / natural dimming LED
	ceiling-mounted and wall-mounted		illuminate tilted		rechargeable battery powered
	wall-mounted		color of suspension cable		fixture with natural vivid LED (upon request)
	omni-directional light distribution		length of suspension cable		color rendering index
	direct light distribution		reflector degree selection		color temperature
	direct/indirect light distribution		super spot		lumen (luminous flux)
	indirect light distribution		lens		efficacy (lumens per watt)
	asymmetric light distribution		lens pack		Unified Glare Rating (UGR) range from 5-40
	aura light distribution		shine ring		marine grade (AISI 316 stainless steel)
	round wall or ceiling cut-out		integrated shine ring with diffuser		walk on
	square wall or ceiling cut-out		free individual colors 01-29		drive on
	the supplied jig specifies the cutout dimensions		individual colors: 00 (free of charge), 01-25 (extra charge)		Dark Sky Compliance
	minimum distance (meters) lamp - object		luminaire part to be colored (F1)		Americans with Disabilities Act (less than 4" off the wall located between 27"-84" from floor)
	recessed depth		luminaire part to be colored (F2)		lamp protected against explosion
	ceiling thickness in mm		luminaire part to be colored (F3)		blown glass using traditional methods by master glass blower
	ceiling thickness selection		luminaire part to be colored (F4)		acoustic material
	dimmable DP (phase), DV (0-10V), DD (dali), DS (step-dim)		luminaire part to be colored (F5)		protection class I, protection insulation
	included or excluded LED driver/transformer/control gear		color of 3-circuit adaptor		protection class II, protection insulation
	separately switchable		indirect diffuser		ETL Certified to UL and CSA Standards
	sensor		direct diffuser		UL Certified to UL and CSA Standards
	remote control		ball-proof (upon request)		CSA Certified to UL and CSA Standards
	available upon request		accessory		Certified for North American Standards

IP RATING

	protected against ingress of solid bodies greater than 12.5mm (finger)
	protected against ingress of solid bodies greater than 2.5mm protected against sprays of water up to 60 degrees from the vertical (rain)
	protected against ingress of solid bodies greater than 1mm (wire) no protection against the ingress of moisture
	protected against ingress of solid bodies greater than 1mm (wire) protected against sprays of water up to 60 degrees from the vertical (rain)
	protected against ingress of solid bodies greater than 1mm (wire) protected against water splashed from all directions
	protected against limited ingress of dust (wet rooms/covered outdoor areas) protected against water splashed from all directions
	protected against ingress of dust protected against jets of water
	protected against ingress of dust protected against powerful jets of water or heavy seas
	protected against ingress of dust protected against immersion of water between 15cm - 1m for 30 minutes
	protected against ingress of dust protected against immersion of water under pressure for long periods

IK RATING

	protected against 0.14 joules impact (equivalent to 0.25kg mass dropped from 56mm above the surface)
	protected against 0.2 joules impact (equivalent to 0.25kg mass dropped from 80mm above the surface)
	protected against 0.35 joules impact (equivalent to 0.25kg mass dropped from 140mm above the surface)
	protected against 0.5 joules impact (equivalent to 0.25kg mass dropped from 200mm above the surface)
	protected against 0.7 joules impact (equivalent to 0.25kg mass dropped from 280mm above the surface)
	protected against 1 joules impact (equivalent to 0.25kg mass dropped from 400mm above the surface)
	protected against 2 joules impact (equivalent to 0.5kg mass dropped from 400mm above the surface)
	protected against 5 joules impact (equivalent to 1.7kg mass dropped from 300mm above the surface)
	protected against 10 joules impact (equivalent to 5.0kg mass dropped from 200mm above the surface)
	protected against 20 joules impact (equivalent to 5.0kg mass dropped from 400mm above the surface)